

HOTCHKIS HOTCHKIS SPORT SUSPENSION

1314 LOWER TRAILING ARMS **65-70 CHEVROLET B-BODY**



Thank you for your purchase from our line of classic Chevrolet B-body suspension parts. Please call us at (877) 4NO-ROLL if you have any questions regarding your Hotchkis Performance products. Visit us online @ www.hotchkis.net

- ❖ **WARNING:** This installation involves removal and re-installation of the rear coil springs. *Springs should be removed and installed by a trained technician for your safety!!*

INSTALLATION OF HOTCHKIS PERFORMANCE LOWER TRAILING ARMS

- 1) Securely block the front wheels of the vehicle. Use a jack to raise the rear of the vehicle and support with jack stands to the frame.
- 2) Use a 1/2" socket or wrench to remove the screw retaining the brake lines to the trailing arms. Discard the stock hardware, as you will not be reusing it.




- 3) Unbolt the shock from the rear axle, and pull it clear of the mounting stud. Then remove the coil spring retainer plate from the trailing arm. **USE EXTREME CAUTION!** There will be **nothing holding the spring** to the trailing arm except the weight of the vehicle.



- 4) Remove the springs. **Only a trained technician should attempt this.** *The stock springs are under a heavy stress load and can cause injury if removed improperly.*
- 5) With the springs no longer loading the arms you may loosen and remove the hardware attaching the arms to the body and axle. **Only one arm should be removed and replaced at one time** to help maintain the alignment of the axle and for ease of replacement. Use a wrench in the access hole at the front of the arm in the frame to reach the connecting hardware. You may have to move the exhaust system to remove the bolt.



The hardware at the rear of the arm is easily accessed and should be removed. With all the hardware removed the stock arm should drop out of place.



- 6) Using the grease provided, **apply a heavy coat of grease to the sides of the bushings** at both ends. Apply a light coat of grease to the surface contact areas of the bushing on the frame and axle too.



- 7) With the bushings greased, install the arm into the mounting locations on the frame and axle. Use the hardware kit provided to secure the Hotchkis trailing arm in place. **Do not** tighten the hardware until both ends have been connected to the axle and frame.




- 8) Repeat removal and installation of the opposite lower arm.
- 9) Re-install the springs. **Only a trained technician should attempt this.** Use the welded spring seat on the Hotchkis arms to center and mount the springs on each arm.
- 10) Place the spring retainer plate inside the center of the spring once it is centered on the seat properly. Use the hardware provided to hold the plate down. The plate will deform to fit each spring individually as it is tightened down.



- 11) Reattach the brake line to the side of the Hotchkis arm using the tapped hole on the outside of the trailing arm. Use the new hardware provided.



- 12) Check that all hardware is in place and tightened. Cover the zerk fittings using the plastic caps provided. Use a jack to remove the jack stands, and you're finished installing your new arms!



IMPORTANT! For proper maintenance, use the zerk fittings to grease the bushings at least once a year (15,000 miles) or when excessive noise occurs. Use a non-lithium based grease only! A lithium-based grease can wash out with water and should not be used.



SEE NEXT PAGE FOR PARTS LIST

65-70 Chevrolet B-Body Lower Trailing Arm Kit, Parts List

P/N 1314


	Hotchkis P/N	Item Description	Quantity Per Kit
1	13910006	Lower Trailing Arm Body, 65-70 Chevy B-body	2
2	2255G	Trailing Arm Bushing, 65-70 Chevy B-body	8
3	16410006	Trailing Arm Bushing Sleeve, 65-70 Chevy B-body	4
4	3/8SAEG8WASH	3/8" Flat Washer	2
5	3/8-16X1.0"	3/8" Bolt, Hex Head	2
6	13410006	Spring Retainer Plate, 65-70 Chevy B-body	2
7	7203	Grease Fitting, Tall	4
8	GC-5B	Grease Cap, Black	4

Hardware Included in Kit 1736 (one per kit 1314)

9	5/16-18X4HEX	5/16" x 3/4" Bolt, Hex Head	2
10	5/16AN	5/16" Flat Washer	2
11	5/8-18X4HEX	5/8" x 4" Bolt, Hex Head	4
12	5/8 SAE	5/8" Flat Washer	8
13	5/8-18NYLOCK	5/8" Nylock Hex Nut	4

Items Not Shown

14	9.11108	Grease Pack	1
15	n/a	Instruction Set	1



CHECK OUT EVERYTHING ELSE HOTCHKIS PERFORMANCE MAKES FOR YOUR 65-70 B-BODY CHEVROLET!!



- **Tubular sway bar sets!**
- **Double adjustable panhard rod to center your axle!**
- **Double adjustable trailing arms to reduce driveline vibration!**

Visit Hotchkis Performance on the web at www.Hotchkis.net or
Call (562) 907-7757 to order!

HOTCHKIS HOTCHKIS SPORT SUSPENSION

Hotchkis Performance LLC

Return Policy & Limited Warranty

Effective December 1, 2010 all Hotchkis products must be registered to qualify for warranty at www.hotchkis.net or via the mail-in warranty card, included with the product, within 30 days of the original purchase date.

IMPORTANT: This warranty supersedes all other warranties included with this product.

Return Policy

We want you to be completely satisfied with your Hotchkis Performance product. For products, presenting signs of shipping damage please contact the freight carrier immediately. All our products are guaranteed to be free from manufacturer's defects. If your order arrives with a manufacture defect, please contact our Customer Service Department at (562) 907-7757. You will be assigned a Returned Goods Authorization Number (RGA). The package you return must show the RGA on the outside of the package, include the original invoice and be shipped prepaid to our facility. The product has to be unused and in its original packaging materials. Exchanges or refunds made after 30 days will be subject to a 20% restocking charge. **If you purchased your Hotchkis Performance product from an authorized dealer, you are still covered by this return policy. All returns however, should be made to your dealer, not to Hotchkis Performance directly.**

Limited Warranty

Hotchkis Performance offers a Limited Warranty against defects in materials and workmanship for the term of 36 months (3 years) from the date of purchase of this product. This Warranty only applies to the original retail purchaser who retains ownership of the vehicle on which the product was originally installed. If the product is determined to be defective, Hotchkis Performance will repair, replace or refund the purchase price of the defective product at Hotchkis Performance's sole discretion, which shall fully satisfy and discharge any and all warranty claims. Any repaired or replaced product will be returned to the sender excluding the cost of freight. **Products must be registered to qualify for warranty at www.hotchkis.net or via the mail-in warranty card, included with the product, within 30 days of the original purchase date.**

Exclusions from Warranty

Items offered but not manufactured by Hotchkis Performance are warranted according to the manufacturer's terms and are not covered by this limited warranty. Hotchkis Performance shall not be responsible for any labor, removal, installation, re-installation or maintenance costs. This warranty does not cover the cosmetic finish or plating of any product or any normal wear and tear to any product including, but not limited to bushings, brackets, end-links, hardware, steering components, shocks or springs. In addition, this warranty does not apply to any products that have been:

- **Improperly installed or installed by someone other than a qualified, licensed auto mechanic experienced in the installation and removal of suspension products;**
- **Improperly serviced, misused, or modified, altered or subjected to abuse, negligence, accident or collision;**
- **Installed in any vehicle that has been modified;**
- **Installed on any vehicle that has carried loads in excess of automobile manufacturer suggested weight limits; or**
- **Installed on any vehicle that has been subject to abnormal or excessive use, including rallying, racing, or racing-type activities or off-road use.**

Limitation of Warranty

This limited warranty is the entire and only warranty for the products and may not be modified or supplemented by any other person or company in any form. Any description of the products, by anyone, is for the sole purpose of identifying them and is not part of the basis of the bargain, and does not constitute a warranty that the products will conform to that description. The statements of any salesperson do not constitute part of this limited warranty and cannot be relied upon as a warranty.

THERE ARE NO WARRANTIES, EXPRESSED OR IMPLIED, INCLUDING ANY IMPLIED WARRANTIES OF MERCHANTABILITY OR FITNESS FOR A PARTICULAR PURPOSE, WHICH EXTEND BEYOND THE DESCRIPTION ON THE FACE HEREOF. ANY IMPLIED WARRANTIES ARE DISCLAIMED TO THE FULLEST EXTENT PERMITTED BY LAW. THIS WARRANTY DOES NOT COVER CONSEQUENTIAL DAMAGES, LOSS OF TIME OR REVENUES, INCONVENIENCE, LOSS OF USE OF THE VEHICLE, DAMAGE TO THE VEHICLE OR COMPONENTS OF THE VEHICLE, ANY OTHER TYPE OF CONSEQUENTIAL DAMAGES, OR OTHER INCIDENTAL OR INDIRECT DAMAGES. HOTCHKIS' MAXIMUM LIABILITY UNDER THIS WARRANTY SHALL IN NO EVENT EXCEED THE PURCHASE PRICE OF THE PRODUCT. Some states do not allow limitations on how long an implied warranty lasts or the exclusion or limitation of incidental or consequential damages and in such states the above limitations or exclusions may not apply. This limited warranty gives the purchaser specific legal rights and the purchaser may have other rights that may vary from state to state.

Technical Information

Hotchkis Performance makes every effort to ensure that you are provided with the most accurate and up-to-date technical information. However, all technical information is approximate and may vary upon application. Additional suspension components may be needed in some applications, depending upon the make, model, engine and chassis of the vehicle. Hotchkis Performance is not responsible for any consequences resulting from manufacturer's technical mid-year changes. Hotchkis Performance products should only be installed by a qualified, licensed auto mechanic experienced in the installation of such products.

Warranty Claim Procedure:

The answer to ALL the following questions should be YES before making a warranty claim:

- **Did you register the product at www.hotchkis.net or via the mail-in warranty card within 30 days of purchase?**
- **Is the product appropriate to your application?**
- **Did you carefully and thoroughly read the instructions provided along with the product?**
- **Do you have the original invoice or sales receipt?**
- **Is the return date within 36 months from the purchase date?**
- **Are you the original purchaser?**
- **Was the product properly installed by a qualified, licensed auto mechanic?**
- **Has the product been installed on the original vehicle on which it was installed at all times?**
- **Is the product unmodified and clean?**
- **Is the reason for return a legitimate product defect?**

If the answer to all these questions is YES, please contact our Customer Service Department at (562) 907-7757. You will be given a Returned Goods Authorization Number (RGA) valid for 60 days. You will also be asked to ship the product prepaid to our facility. All shipments MUST be (i) prepaid, (ii) include the original invoice or sales receipt, (iii) show the RGA on the outside of the package and (iv) include your name, address, make and model of the vehicle, and a brief description of the claimed defect, including the circumstances under which the defect occurred. If the warranty claim is deemed valid then Hotchkis will estimate shipping costs to return the repaired or replacement part and contact you for payment. Hotchkis's Limited warranty requires that any repaired or replaced product will be returned to the sender excluding the cost of freight. Warranty related inquires should be sent to the following address:

HOTCHKIS PERFORMANCE, LLC

**C/O CUSTOMER SERVICE
8633 Sorensen Avenue
SANTA FE SPRINGS, CA 90670**

Hotchkis Performance will not accept product returns without the RGA number, receipt and the information described above. C.O.D. or collect shipments will be refused. Once the returns are received at Hotchkis Performance, we will evaluate the products, verify the sales receipt, and investigate the warranty claim. Any repaired or replaced product will be returned to the sender.

Effective December 1, 2010. This return policy and limited warranty supersedes all previous policy and warranty statements. Policies and warranties are subject to change without notice. Hotchkis Performance is not responsible for printing errors.