



# HOTCHKIS PERFORMANCE SPORT SUSPENSION




## 2272 STREET STABILIZER BAR SET GMC Envoy/Chevy Trailblazer

**Thank you for your purchase from our Trailblazer/Envoy Stabilizer Bar set. Please call us at (877) 4NO-ROLL if you have any questions regarding the service or installation of your Hotchkis Performance product. Visit us online @ [www.hotchkis.net](http://www.hotchkis.net)**

- This installation will require:
  - Hydraulic jack, jack stands, torque wrench
  - The following wrenches or sockets: 15mm, 18mm, 21mm
    - Allen wrenches or hex sockets: 6mm

### INSTALLATION OF HOTCHKIS PERFORMANCE FRONT BAR BUSHING

- 1) Securely block the rear wheels of the vehicle. Observe the stock front sway bar installation for reference.
- 2) Use a 15mm socket and extension to remove the bolts that hold the front bar bushings to the frame. Retain the hardware for re-installation.



- 3) Remove the bracket from the bushing. Please note that the bushing is held onto the bracket by small 'nubs' that key into the bracket.
- 4) Remove the stock bushing from the bar.
- 5) Grease the inside surface of the new Hotchkis bushing and install onto the bar. Make sure you place the bushing so the split will face the front of the vehicle. This is for better durability of the bushing.
- 6) Reinstall the bracket and tighten the bracket bolts to 45-50 ft-lbs.
- 7) Re-check all attaching hardware for tightness after driving.

## *IMPORTANT NOTE*

Your Hotchkis Bushing Kit includes 2 sets of front bushings. Use the appropriate bushings that correspond to your year.





**MOVE ON TO THE REAR BAR INSTALLATION**

Please call us at (877) 4NO-ROLL if you have any questions regarding the service or installation of your Hotchkis Performance products.


- This installation will require:
  - Hydraulic jack, jack stands, torque wrench
  - The following wrenches or sockets: 18mm, 21mm
    - Allen wrenches or hex sockets:6mm

### INSTALLATION OF HOTCHKIS PERFORMANCE REAR SWAY BAR

- 1) Securely block the front wheels of the vehicle. Use a jack to raise the rear end of the vehicle and support it using jack stands ON THE FRAME.
- 2) Observe the stock sway bar installation for reference.
- 3) Use a 18mm wrench and 6mm Allen wrench to loosen and remove the end links from the sway bar.
- 4) Using a 21 mm wrench and socket, remove the bolt that holds the passenger side rear-most lower trailing arm to the axle.




- 5) Use a 18mm socket or wrench to loosen and remove the bolts holding the sway bar bushing brackets. Retain all stock hardware.



- 6) The stock sway bar should now be loose and can drop out starting at the passenger side. The Hotchkis bar will install in the reverse manner as the stock one.
- 7) Use the grease pack provided to apply a thick coat of grease to the inside of the sway bar bushings. Slide the bushings over the bar and place the bushing retainer brackets over the bushings. *You might find it easier to install the bushings and brackets after the Hotchkis bar is in place on the vehicle due to clearances to the bar itself.*

- 8) Lift the Hotchkis bar into the vehicle over the driver's side trailing arm in the opposite way in which you removed the stock bar. Use the stock hardware to mount the bushing brackets to the sub-frame.



- 9) Use a 18mm socket or wrench to tighten the sway bar mounting brackets. Torque the hardware to 80ft/lbs. Use a 18mm wrench and 6mm Allen wrench to tighten the end link sway bar. Torque the end link hardware to 25ft/lbs.
- 10) Re-attach the lower trailing arm bolt with a 21 mm wrench and socket and tighten to 100 ft-lbs
- 11) Re-check the hardware for tightness after driving. Use the jack to remove the jack stands and you're finished installing your Hotchkis Performance sway bar set.

**IMPORTANT:** For regular maintenance the sway bar bushings should be greased at least once a year (15,000 miles) or whenever excessive noise occurs. Use non-lithium based grease only! Lithium grease can wash out with water.

SEE NEXT PAGE FOR PARTS LIST

TRAILBLAZER/ENVOY Stabilizer Bar Kit, Parts List  
**P/N 2272**

	<b>Hotchkis P/N</b>	<b>Item Description</b>	<b>Quantity Per Kit</b>
1	22810113	TrailBlazer Rear Sway Bar	1
2	21810113	Front Trailblazer Bushing (02-03)	2
3	21810114	Front Trailblazer Bushing (04+)	2
4	21910113	Rear Trailblazer Bushing	2
5	9-11108	Grease Packs	2
<b>Items Not Pictured</b>			
9	n/a	Instruction Set	1



- **Visit Hotchkis Tuning on the net at [www.hotchkis.net](http://www.hotchkis.net) for more Hotchkis Performance parts as they become available!**
- **Submit YOUR car for our customer cars section or just check out some of our project vehicles!**
- **Join our mailing list for parts updates! We're constantly adding and testing parts at Hotchkis Performance!**

**Call (562) 907-7757 to order!**



## Hotchkis Performance LLC Return Policy & Limited Warranty

Effective December 1, 2010 all Hotchkis products must be registered to qualify for warranty at [www.hotchkis.net](http://www.hotchkis.net) or via the mail-in warranty card, included with the product, within 30 days of the original purchase date.

**IMPORTANT: This warranty supersedes all other warranties included with this product.**

### Return Policy

We want you to be completely satisfied with your Hotchkis Performance product. For products, presenting signs of shipping damage please contact the freight carrier immediately. All our products are guaranteed to be free from manufacturer's defects. If your order arrives with a manufacture defect, please contact our Customer Service Department at (562) 907-7757. You will be assigned a Returned Goods Authorization Number (RGA). The package you return must show the RGA on the outside of the package, include the original invoice and be shipped prepaid to our facility. The product has to be unused and in its original packaging materials. Exchanges or refunds made after 30 days will be subject to a 20% restocking charge. **If you purchased your Hotchkis Performance product from an authorized dealer, you are still covered by this return policy. All returns however, should be made to your dealer, not to Hotchkis Performance directly.**

### Limited Warranty

Hotchkis Performance offers a Limited Warranty against defects in materials and workmanship for the term of 36 months (3 years) from the date of purchase of this product. This Warranty only applies to the original retail purchaser who retains ownership of the vehicle on which the product was originally installed. If the product is determined to be defective, Hotchkis Performance will repair, replace or refund the purchase price of the defective product at Hotchkis Performance's sole discretion, which shall fully satisfy and discharge any and all warranty claims. Any repaired or replaced product will be returned to the sender excluding the cost of freight. **Products must be registered to qualify for warranty at [www.hotchkis.net](http://www.hotchkis.net) or via the mail-in warranty card, included with the product, within 30 days of the original purchase date.**

### Exclusions from Warranty

Items offered but not manufactured by Hotchkis Performance are warranted according to the manufacturer's terms and are not covered by this limited warranty. Hotchkis Performance shall not be responsible for any labor, removal, installation, re-installation or maintenance costs. This warranty does not cover the cosmetic finish or plating of any product or any normal wear and tear to any product including, but not limited to bushings, brackets, end-links, hardware, steering components, shocks or springs. In addition, this warranty does not apply to any products that have been:

- **Improperly installed or installed by someone other than a qualified, licensed auto mechanic experienced in the installation and removal of suspension products;**
- **Improperly serviced, misused, or modified, altered or subjected to abuse, negligence, accident or collision;**
- **Installed in any vehicle that has been modified;**
- **Installed on any vehicle that has carried loads in excess of automobile manufacturer suggested weight limits; or**
- **Installed on any vehicle that has been subject to abnormal or excessive use, including rallying, racing, or racing-type activities or off-road use.**

### Limitation of Warranty

This limited warranty is the entire and only warranty for the products and may not be modified or supplemented by any other person or company in any form. Any description of the products, by

anyone, is for the sole purpose of identifying them and is not part of the basis of the bargain, and does not constitute a warranty that the products will conform to that description. The statements of any salesperson do not constitute part of this limited warranty and cannot be relied upon as a warranty.

**THERE ARE NO WARRANTIES, EXPRESSED OR IMPLIED, INCLUDING ANY IMPLIED WARRANTIES OF MERCHANTABILITY OR FITNESS FOR A PARTICULAR PURPOSE, WHICH EXTEND BEYOND THE DESCRIPTION ON THE FACE HEREOF. ANY IMPLIED WARRANTIES ARE DISCLAIMED TO THE FULLEST EXTENT PERMITTED BY LAW. THIS WARRANTY DOES NOT COVER CONSEQUENTIAL DAMAGES, LOSS OF TIME OR REVENUES, INCONVENIENCE, LOSS OF USE OF THE VEHICLE, DAMAGE TO THE VEHICLE OR COMPONENTS OF THE VEHICLE, ANY OTHER TYPE OF CONSEQUENTIAL DAMAGES, OR OTHER INCIDENTAL OR INDIRECT DAMAGES. HOTCHKIS' MAXIMUM LIABILITY UNDER THIS WARRANTY SHALL IN NO EVENT EXCEED THE PURCHASE PRICE OF THE PRODUCT.** Some states do not allow limitations on how long an implied warranty lasts or the exclusion or limitation of incidental or consequential damages and in such states the above limitations or exclusions may not apply. This limited warranty gives the purchaser specific legal rights and the purchaser may have other rights that may vary from state to state.

#### **Technical Information**

Hotchkis Performance makes every effort to ensure that you are provided with the most accurate and up-to-date technical information. However, all technical information is approximate and may vary upon application. Additional suspension components may be needed in some applications, depending upon the make, model, engine and chassis of the vehicle. Hotchkis Performance is not responsible for any consequences resulting from manufacturer's technical mid-year changes. Hotchkis Performance products should only be installed by a qualified, licensed auto mechanic experienced in the installation of such products.

#### **Warranty Claim Procedure:**

The answer to ALL the following questions should be YES before making a warranty claim:

- **Did you register the product at [www.hotchkis.net](http://www.hotchkis.net) or via the mail-in warranty card within 30 days of purchase?**
- **Is the product appropriate to your application?**
- **Did you carefully and thoroughly read the instructions provided along with the product?**
- **Do you have the original invoice or sales receipt?**
- **Is the return date within 36 months from the purchase date?**
- **Are you the original purchaser?**
- **Was the product properly installed by a qualified, licensed auto mechanic?**
- **Has the product been installed on the original vehicle on which it was installed at all times?**
- **Is the product unmodified and clean?**
- **Is the reason for return a legitimate product defect?**

If the answer to all these questions is YES, please contact our Customer Service Department at (562) 907-7757. You will be given a Returned Goods Authorization Number (RGA) valid for 60 days. You will also be asked to ship the product prepaid to our facility. All shipments MUST be (i) prepaid, (ii) include the original invoice or sales receipt, (iii) show the RGA on the outside of the package and (iv) include your name, address, make and model of the vehicle, and a brief description of the claimed defect, including the circumstances under which the defect occurred. If the warranty claim is deemed valid then Hotchkis will estimate shipping costs to return the repaired or replacement part and contact you for payment. Hotchkis's Limited warranty requires that any repaired or replaced product will be returned to the sender excluding the cost of freight. Warranty related inquires should be sent to the following address:

**HOTCHKIS PERFORMANCE, LLC  
C/O CUSTOMER SERVICE  
8633 Sorensen Avenue**

**SANTA FE SPRINGS, CA 90670**

Hotchkis Performance will not accept product returns without the RGA number, receipt and the information described above. C.O.D. or collect shipments will be refused. Once the returns are received at Hotchkis Performance, we will evaluate the products, verify the sales receipt, and investigate the warranty claim. Any repaired or replaced product will be returned to the sender.

**Effective December 1, 2010. This return policy and limited warranty supersedes all previous policy and warranty statements. Policies and warranties are subject to change without notice. Hotchkis Performance is not responsible for printing errors.**