



2291

2007 Escalade/Tahoe/Avalanche 2wd & 4wd

Please call us at (877) 4NO - ROLL if you have any questions regarding the service or installation of your Hotchkis products.

Please read the entire instruction guide before attempting this installation.

Front Sway Bar Installation

1. Raise Vehicle

Raise the vehicle preferably using a 4-post lift or you may use floor jacks to allow yourself to work under the car.




2. Loosen End Links

Locate the front sway bar end links and loosen (but do not remove) the nut & bolt.



3. Unbolt Subframe Brackets

Unbolt the 2 subframe brackets that secure the front sway bar to the subframe.



4. Detach End Links and Remove Bar

You can now completely detach the end links and remove the bar from the vehicle. Take note of the orientation of the OEM bar for reinstallation.

5. Orientate Hotchkis Bar

Remembering how the OEM bar was oriented in the vehicle, place the Hotchkis Sway bar next to the OEM bar to determine proper orientation.



6. Reinstall Hotchkis Bar

Reinstall the Hotchkis sway bar in the same manner as removal. Hotchkis also provides replacement end links. Please refer to the diagram below for proper end link installation. When installing the provided bushings, be sure to grease the inner surface with the included grease packs. Use the included bushing brackets and hardware.





The flat cut washers should fit tight onto the socket bolts. You may need to wiggle the washers onto the bolt to install.

7. Double Check Fasteners

Make sure all bolts are fully tightened.

Rear Sway Bar Installation

1. Loosen Drop Links

Loosen but do not remove the rear sway bar drop links.



2. Unbolt Axle Brackets

Unbolt the 2 axle brackets that secure the rear sway bar to the rear end.




3. Detach Drop Links and Remove Bar

You can now completely detach the end links and remove the bar from the vehicle. Take note of the orientation of the OEM bar for reinstallation.



4. Install New Hotchkis Drop Links

Your new Hotchkis Drop Links are slightly wider than the OEM drop link, so you may have to open up the clevis frame bracket. Use a monkey wrench to slightly open up the bracket. Grease the drop link bushings and the inside of the clevis bracket with the provided lube. Use the new nuts & bolts from the included hardware kit 1712.






Use the small washers here!

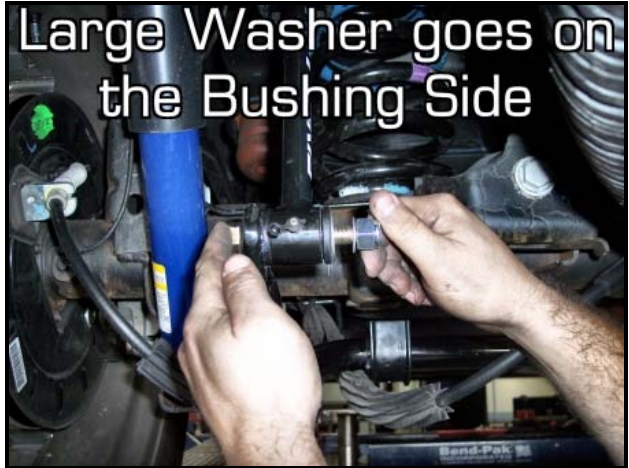
5. Reinstall the Hotchkis Sway Bar

Reinstall the Hotchkis sway bar in the same manner as removal. When installing the provided bushings, be sure to grease the inner surface with the included grease packs. Use the included bushing brackets and hardware.




End Link Hardware Order:

1/2" Bolt - Sm. Washer - Sway bar - Dog Bone End Link - Lg. Washer-Nut



The flat cut washers should fit tight onto the socket bolts. You may need to wiggle the washers onto the bolt to install.



In some instances due to vehicle tolerances and variations in the way you open up the clevis bracket in step 4, the bar may seem too wide. Do not worry, once you have the hardware fully tightened the dog bone end links will straighten out vertically. If vehicle tolerances seem too great you can add a 7/16" USS washer between the sway bar end and the dog bone bushing to fill some of the gap. This 7/16" USS washer is included in your kit.

So, if there is too much gap between the sway bar end and the dog bone end link, arrange the hardware as shown in the picture below.

End Link Hardware Order If Gap is present:

½" Bolt

Sm. Washer


Sway bar

Lg. Washer (Use 2 here if needed)

Dog Bone End Link

Lg. Washer

Nut



6. Double Check Fasteners

Make sure all bolts are fully tightened before driving the vehicle. You are now finished with the sway bar installation.

Hotchkis Performance LLC Return Policy & Limited Warranty

Effective December 1, 2010 all Hotchkis products must be registered to qualify for warranty at www.hotchkis.net or via the mail-in warranty card, included with the product, within 30 days of the original purchase date.

IMPORTANT: This warranty supersedes all other warranties included with this product.

Return Policy

We want you to be completely satisfied with your Hotchkis Performance product. For products, presenting signs of shipping damage please contact the freight carrier immediately. All our products are guaranteed to be free from manufacturer's defects. If your order arrives with a manufacture defect, please contact our Customer Service Department at (562) 907-7757. You will be assigned a Returned Goods Authorization Number (RGA). The package you return must show the RGA on the outside of the package, include the original invoice and be shipped prepaid to our facility. The product has to be unused and in its original packaging materials. Exchanges or refunds made after 30 days will be subject to a 20% restocking charge. **If you purchased your Hotchkis Performance product from an authorized dealer, you are still covered by this return policy. All returns however, should be made to your dealer, not to Hotchkis Performance directly.**

Limited Warranty

Hotchkis Performance offers a Limited Warranty against defects in materials and workmanship for the term of 36 months (3 years) from the date of purchase of this product. This Warranty only applies to the original retail purchaser who retains ownership of the vehicle on which the product was originally installed. If the product is determined to be defective, Hotchkis Performance will repair, replace or refund the purchase price of the defective product at Hotchkis Performance's sole discretion, which shall fully satisfy and discharge any and all warranty claims. Any repaired or replaced product will be returned to the sender excluding the cost of freight. **Products must be registered to qualify for warranty at www.hotchkis.net or via the mail-in warranty card, included with the product, within 30 days of the original purchase date.**

Exclusions from Warranty

Items offered but not manufactured by Hotchkis Performance are warranted according to the manufacturer's terms and are not covered by this limited warranty. Hotchkis Performance shall not be responsible for any labor, removal, installation, re-installation or maintenance costs. This warranty does not cover the cosmetic finish or plating of any product or any normal wear and tear to any product including, but not limited to bushings, brackets, end-links, hardware, steering components, shocks or springs. In addition, this warranty does not apply to any products that have been:

- **Improperly installed or installed by someone other than a qualified, licensed auto mechanic experienced in the installation and removal of suspension products;**
- **Improperly serviced, misused, or modified, altered or subjected to abuse, negligence, accident or collision;**
- **Installed in any vehicle that has been modified;**
- **Installed on any vehicle that has carried loads in excess of automobile manufacturer suggested weight limits; or**
- **Installed on any vehicle that has been subject to abnormal or excessive use, including rallying, racing, or racing-type activities or off-road use.**

Limitation of Warranty

This limited warranty is the entire and only warranty for the products and may not be modified or supplemented by any other person or company in any form. Any description of the products, by anyone, is for the sole purpose of identifying them and is not part of the basis of the bargain, and does not constitute a warranty that the products will conform to that description. The statements of any salesperson do not constitute part of this limited warranty and cannot be relied upon as a warranty.

THERE ARE NO WARRANTIES, EXPRESSED OR IMPLIED, INCLUDING ANY IMPLIED WARRANTIES OF MERCHANTABILITY OR FITNESS FOR A PARTICULAR PURPOSE, WHICH EXTEND BEYOND THE DESCRIPTION ON THE FACE HEREOF. ANY IMPLIED WARRANTIES ARE DISCLAIMED TO THE FULLEST EXTENT PERMITTED BY LAW. THIS WARRANTY DOES NOT COVER CONSEQUENTIAL DAMAGES, LOSS OF TIME OR REVENUES, INCONVENIENCE, LOSS OF USE OF THE VEHICLE, DAMAGE TO THE VEHICLE OR COMPONENTS OF THE VEHICLE, ANY OTHER TYPE OF CONSEQUENTIAL DAMAGES, OR OTHER INCIDENTAL OR INDIRECT DAMAGES. HOTCHKIS' MAXIMUM LIABILITY UNDER THIS WARRANTY SHALL IN NO EVENT EXCEED THE PURCHASE PRICE OF THE PRODUCT. Some states do not allow limitations on how long an implied warranty lasts or the exclusion or limitation of incidental or consequential damages and in such states the above limitations or exclusions may not apply. This limited warranty gives the purchaser specific legal rights and the purchaser may have other rights that may vary from state to state.

Technical Information

Hotchkis Performance makes every effort to ensure that you are provided with the most accurate and up-to-date technical information. However, all technical information is approximate and may vary upon application. Additional suspension components may be needed in some applications, depending upon the make, model, engine and chassis of the vehicle. Hotchkis Performance is not responsible for any consequences resulting from manufacturer's technical mid-year changes. Hotchkis Performance products should only be installed by a qualified, licensed auto mechanic experienced in the installation of such products.

Warranty Claim Procedure:

The answer to ALL the following questions should be YES before making a warranty claim:

- **Did you register the product at www.hotchkis.net or via the mail-in warranty card within 30 days of purchase?**
- **Is the product appropriate to your application?**
- **Did you carefully and thoroughly read the instructions provided along with the product?**
- **Do you have the original invoice or sales receipt?**
- **Is the return date within 36 months from the purchase date?**
- **Are you the original purchaser?**
- **Was the product properly installed by a qualified, licensed auto mechanic?**
- **Has the product been installed on the original vehicle on which it was installed at all times?**
- **Is the product unmodified and clean?**
- **Is the reason for return a legitimate product defect?**

If the answer to all these questions is YES, please contact our Customer Service Department at (562) 907-7757. You will be given a Returned Goods Authorization Number (RGA) valid for 60 days. You will also be asked to ship the product prepaid to our facility. All shipments MUST be (i) prepaid, (ii) include the original invoice or sales receipt, (iii) show the RGA on the outside of the package and (iv) include your name, address, make and model of the vehicle, and a brief description of the claimed defect, including the circumstances under which the defect occurred. If the warranty claim is deemed valid then Hotchkis will estimate shipping costs to return the repaired or replacement part and contact you for payment. Hotchkis's Limited warranty requires that any repaired or replaced product will be returned to the sender excluding the cost of freight. Warranty related inquires should be sent to the following address:

**HOTCHKIS PERFORMANCE, LLC
C/O CUSTOMER SERVICE
8633 Sorensen Avenue
SANTA FE SPRINGS, CA 90670**

Hotchkis Performance will not accept product returns without the RGA number, receipt and the information described above. C.O.D. or collect shipments will be refused. Once the returns are received at Hotchkis

Performance, we will evaluate the products, verify the sales receipt, and investigate the warranty claim. Any repaired or replaced product will be returned to the sender.

**Effective December 1, 2010. This return policy and limited warranty supersedes all previous policy and warranty statements. Policies and warranties are subject to change without notice.
Hotchkis Performance is not responsible for printing errors.**